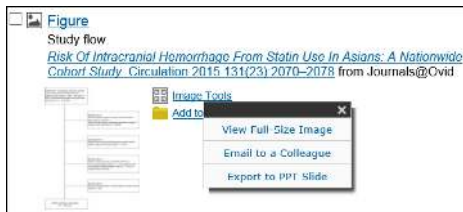


Image Content Type

- **Personal Image Library** – Images extracted from your institution's Ovid content.



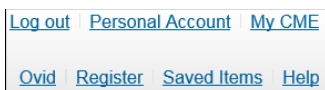
Medical Calculators

- Access to a wide array of pertinent **Medical Calculators**, **Clinical Criteria Sets** and **Decision Tree Analysis** tools.



Product Support Features

- **Log Out** – Sign out of your OvidMD session.
- **Personal Account** – Manage your OvidMD personal account.
- **CME Credit** – Physicians can receive 0.5 AMA PRA Category 1 Credit™ for point of care research on OvidMD.
- **Ovid subscribers**: Access Ovid seamlessly through the Ovid link.
- **Register** – Register and create an OvidMD personal account.
- **Saved Items** – View your saved items within your OvidMD personal
- **Help** – OvidMD product assistance.



Feedback

- Have feedback? **Follow the link**, available on most pages, to view the form and submit your comments.



Additional Information

- For more information about OvidMD and content, consult the Help link at the top of each page. It provides information about the most recent page, but allows chapter browsing on the left pane.
- Links to OvidMD resources are available at the bottom of each page. View a list of content and coverage by specialty.
- For training materials/documentation, visit <http://resourcecenter.ovid.com>.
- For more information on Ovid products, visit www.ovid.com.

Starting an OvidMD Session

- Go to www.OvidMD.com in your Internet Browser.
- Enter your **User ID** and **Password**. Select **Start New Session**.
- For institutions using **IP authentication**: You will be sent directly to the OvidMD search screen, bypassing the OvidMD log-in screen.
- For institutions using **Athens Login**, look for the link at the top right corner of the OvidMD log-in screen.



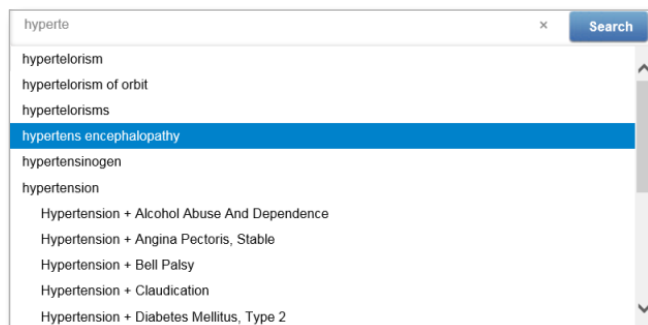
Search Home Page

- **What am I Searching?** – List of accessible content on OvidMD.
- **Search Help** – Basic search facts about OvidMD.
- **What's New** – List of the latest OvidMD features.
- **Calculators** – A wide array of medical calculators and decision tree analysis tools.
- **Presentation Starter** – PowerPoint template that makes presentations easy to prepare.
- For **Ovid subscribers**: Access Ovid seamlessly through the Ovid link.



Search Experience

- No complex query language to remember. **OvidMD will automatically adjust to your query** – whether you prefer to use simple keywords, Boolean operators (AND/OR), or complete sentences.
- Simply start typing your query into the search box. **Typeahead that Thinks Ahead** provides you assistance when typing in a keyword or phrase.
- OvidMD is the only medical search engine that spans **UpToDate®**, **Ovid MEDLINE®** and **Ovid full-text** in a single search.



Results

- Use OvidMD to search across your full content set.
- Filter on **Full-Text content**, **UpToDate®**, **Evidence-Based Guidelines**, **A to Z Drug Facts**, **Patient Information** and more.
- Use the **Date Filter** to see the most current content.



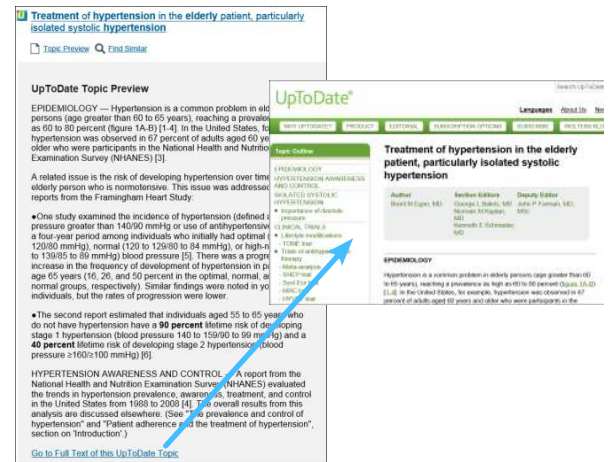
Personalize Your Experience

- Simply click **Register Now** to create a personal account with OvidMD.
- A **personal account** allows you to save articles and searches. Additionally, you can create, manage and receive alerts.
- **CME Credit** – Physicians can receive 0.5 AMA PRA Category 1 Credit™ for point of care research on OvidMD.



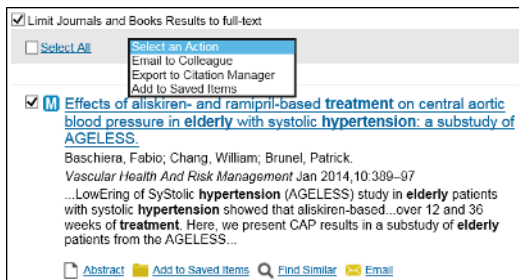
UpToDate®

- Search across **UpToDate® Professional Topics**.
- Access the **first 5 paragraphs** within OvidMD.
- For **UpToDate® subscribers**: Access the full-text content through a link out from OvidMD.



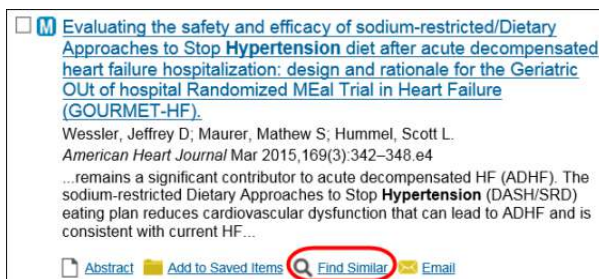
Manage Results

- Select a single or multiple articles to **E-mail to Colleague**, **Export to Citation Manager** or **Add to Saved Items** directly from the results screen.



Find Similar

- Do you want to find similar articles? OvidMD uses the title of the current article to identify other articles about the same clinical issue.



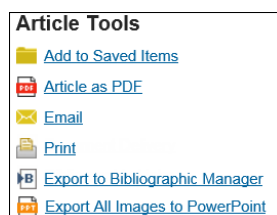
A to Z Drug Facts

- Provides information on **dosages**, **side effects** and **indications**, and **drug therapy**.



Article Tools

- These quick article tools allow you to **Add to Saved Items**, view **Article as PDF**, **E-mail**, **Print**, **Export to Bibliographic Manager** and even **Export All Images to PowerPoint**.



Patient Information

- Access patient information from the **Patient Handout** content type.
- Filter from **UpToDate®** and **RelayHealth**, a division of **McKesson Technologies, Inc.**
- Easily **add comments** and **print** to provide the patient more information on a specific need of care.

